



EstesRockets.com

SHOCK CORD ANCHORS

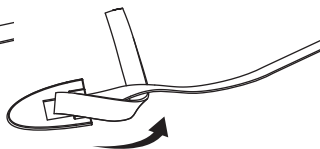
3050/3051/3052/3053

AGES
10+

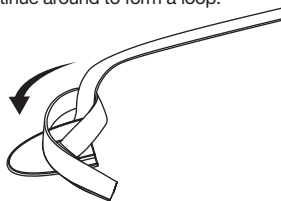
1. Thread end of shock cord through anchor.



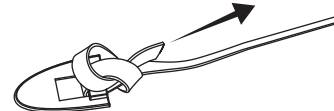
2. Fold shock cord backward and wrap under main length of cord.



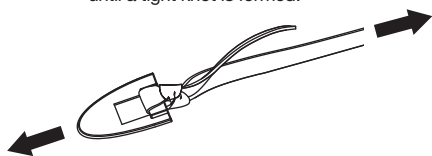
3. Continue around to form a loop.



4. Tuck the end through the loop and pull tight.



5. Pull from anchor end and main length until a tight knot is formed.

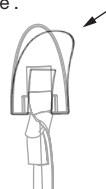


6. Trim off excess if needed.



7. Remove backer from double sided tape.

Bottom View



8. Place inside body tube far enough to clear nose cone.

