
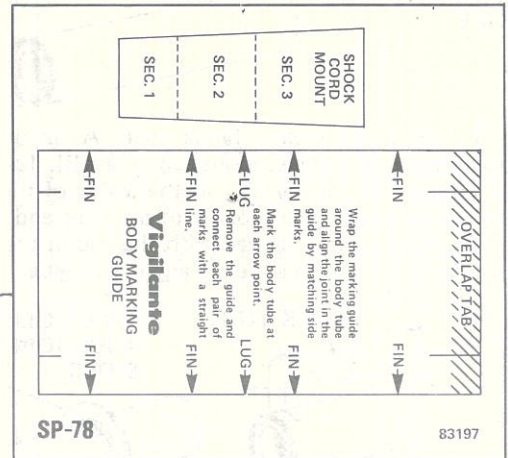
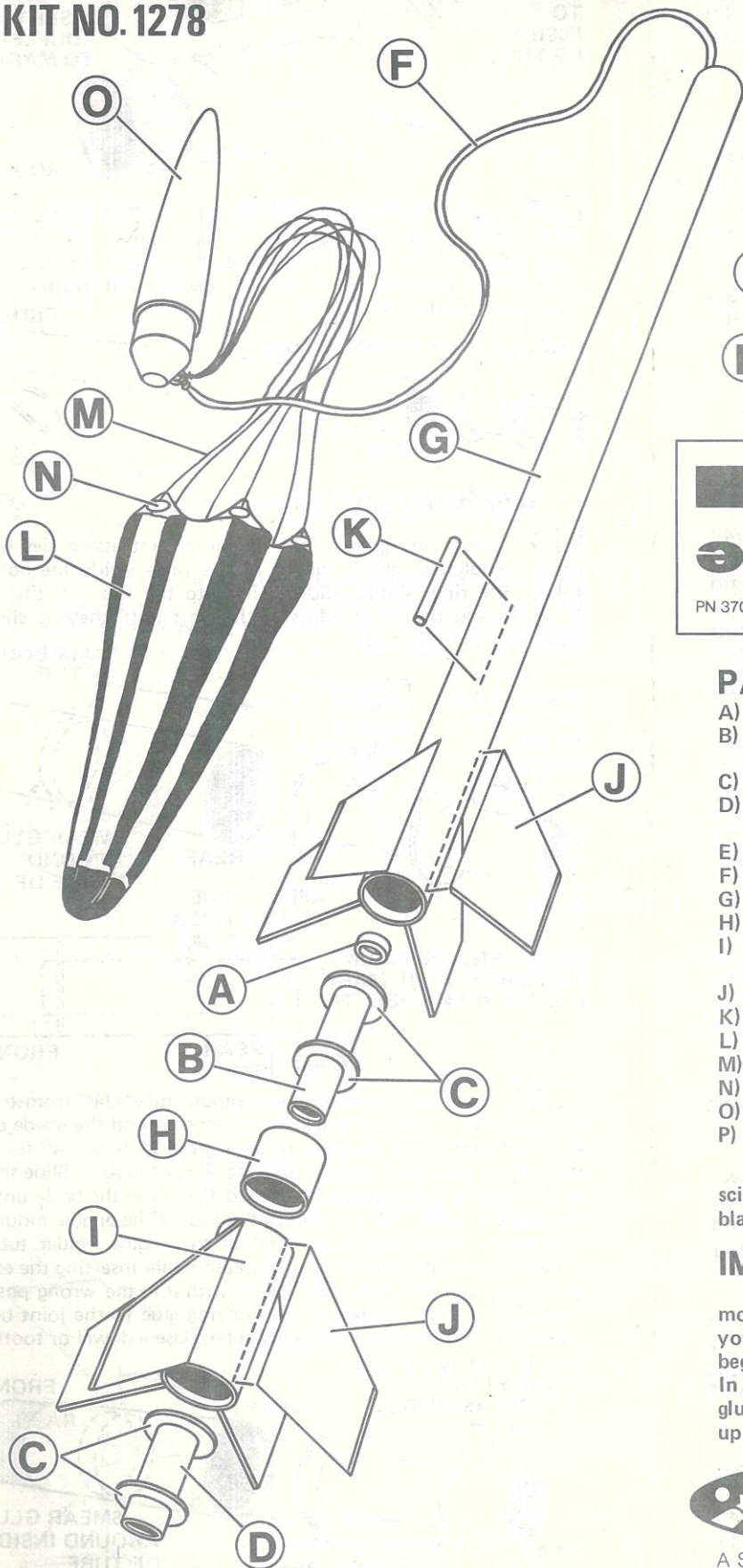


Vigilante

KIT NO. 1278



PN 37081 ESTES INDUSTRIES PENROSE, COLORADO KD-78

PARTS LIST

		PART NO.
A)	1 Engine Block (type AR-520)	30162
B)	1 Forward Engine Mount Tube (type BT-20J, 2.75")	30326
C)	4 Adapter Rings (type RA-2055)	30126
D)	1 Rear Engine Mount Tube (type BT-20M, 2.25")	30334
E)	1 Pattern Sheet (type SP-78)	83197
F)	1 Shock Cord (type SC-1)	85730
G)	1 Main Body Tube (type BT-55, 18") ...	30382
H)	1 Stage Coupler (type JT-55C)	30262
I)	1 Booster Body Tube (type BT-55J, 2.75")	30386
J)	2 Balsa Fin Sheets (type BF-78)	32239
K)	1 Launch Lug (type LL-2B)	38178
L)	1 Parachute (type PK-18A)	85566
M)	1 108" Shroud Line Cord (type SLT-108)	38239
N)	6 Tape Discs (type TD-3F)	38406
O)	1 Plastic Nose Cone (type PNC-55AO) ..	71075
P)	1 Decal (type KD-78)	37081

In addition to the parts included in this kit you will need scissors, white glue, a sharp model knife (or single edge razor blade), a pencil, a ruler, sandpaper, sanding sealer, and paint.

IMPORTANT:

Read all instructions before beginning work on your model. Make sure you have all parts and materials. When you are thoroughly familiar with the assembly procedure, begin construction. Check off each step as you complete it. In each step, test-fit the parts together before applying any glue. If some part doesn't fit properly, sand lightly or build up as appropriate for precision assembly.



A SUBSIDIARY OF DAMON

ESTES INDUSTRIES
PENROSE, COLO. 81240