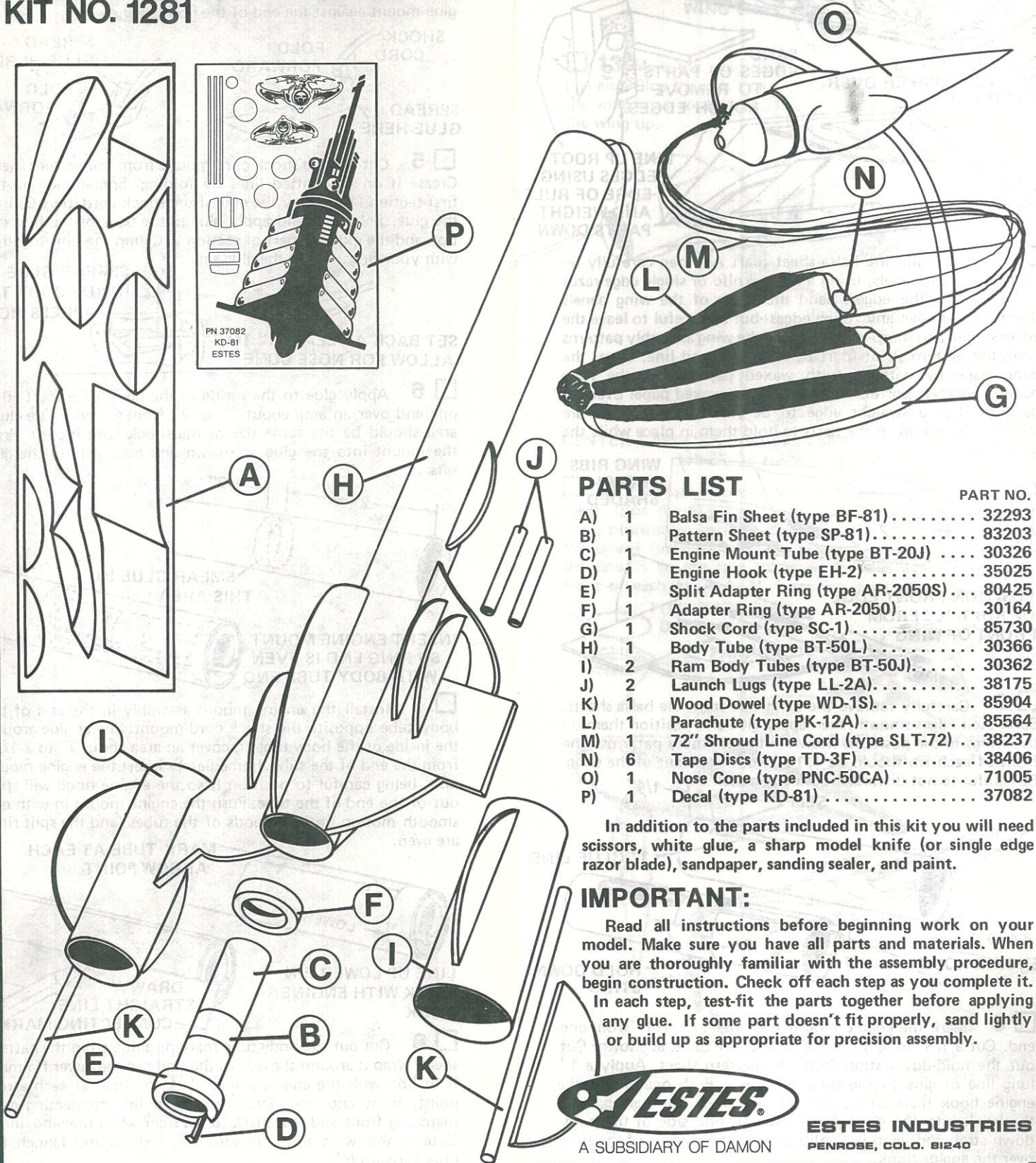

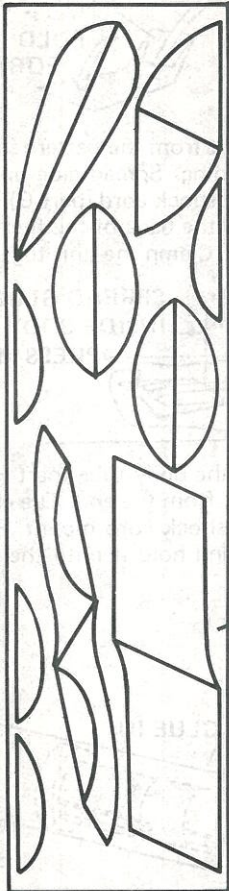


Alien INVAADER

KIT NO. 1281



PARTS LIST

		PART NO.
A)	1	Balsa Fin Sheet (type BF-81)..... 32293
B)	1	Pattern Sheet (type SP-81)..... 83203
C)	1	Engine Mount Tube (type BT-20J) 30326
D)	1	Engine Hook (type EH-2) 35025
E)	1	Split Adapter Ring (type AR-2050S)... 80425
F)	1	Adapter Ring (type AR-2050) 30164
G)	1	Shock Cord (type SC-1)..... 85730
H)	1	Body Tube (type BT-50L)..... 30366
I)	2	Ram Body Tubes (type BT-50J)..... 30362
J)	2	Launch Lugs (type LL-2A)..... 38175
K)	1	Wood Dowel (type WD-1S)..... 85904
L)	1	Parachute (type PK-12A)..... 85564
M)	1	72" Shroud Line Cord (type SLT-72) .. 38237
N)	6	Tape Discs (type TD-3F) 38406
O)	1	Nose Cone (type PNC-50CA)..... 71005
P)	1	Decal (type KD-81) 37082

In addition to the parts included in this kit you will need scissors, white glue, a sharp model knife (or single edge razor blade), sandpaper, sanding sealer, and paint.

IMPORTANT:

Read all instructions before beginning work on your model. Make sure you have all parts and materials. When you are thoroughly familiar with the assembly procedure, begin construction. Check off each step as you complete it. In each step, test-fit the parts together before applying any glue. If some part doesn't fit properly, sand lightly or build up as appropriate for precision assembly.



A SUBSIDIARY OF DAMON

ESTES INDUSTRIES
PENROSE, COLO. 81240